



# Fireray One

With no specialist tools or knowledge needed for installation and operation, the Fireray One is a standalone beam detector that prioritises ease of installation.

Using the Fireray One, it couldn't be easier to bring the benefits of beam detection to your application:

- **One** Minute Auto-Alignment™ – just steer the laser onto the Reflector, then at the flick of a switch, it aligns itself. 8 times faster than previous detectors
- **One** person installation – everything can be done by one person
- **One** standalone product – no specialist tools required; minimal prior knowledge and training needed

Application	Challenge	Fireray One
Small warehouses	Cost effective protection	A standalone beam detector with all the benefits of Fireray Reflective beam detection
	Simple installation	Single point of wiring and commissioning
New buildings	Settling of the building can cause other beam detectors to misalign and result in nuisance alarms	Building Movement Tracking™ automatically compensates for natural building movement to continuously maintain alignment*



## Technical specification

Detection performance	
Detection range	0 to 164ft (0 to 50m) 0 to 394ft (0 to 120m) with Reflective Long Range Kit
Alignment method	Laser assisted, Auto-Alignment™ . Manual alignment – optional setting
Auto-Alignment™ protocol	Background check, Box search, Adjust and Center
Building Movement Tracking™	Compensates for natural shifts in alignment from building movement*
Contamination Compensation	Compensates for gradual build-up of contamination on the optical surfaces
Light Cancellation Technology™	Compensates for high levels of sunlight and artificial lighting
Optical wavelength – smoke detection	850nm near infrared (invisible)
Integrated laser – laser alignment	650nm visible. Class IIIa <5mW
Dynamic Beam Phasing	Allows beam detectors to be mounted facing each other with the reflectors in the middle. Eliminates false alarms caused by crosstalk between beams
Signal output	Individual Alarm and Fault relays (VFCO) 0.5A @ 30 VDC
Programmable user settings	
Alarm response threshold levels	25% (1.25dB) – Fastest response to smoke 35% (1.87dB) – Default value 55% (3.46dB) – High immunity to false alarms, slow response to smoke 85% (8.23dB) – Highest immunity to false alarms, slowest response to smoke Configured via the integrated user interface
Delay to Alarm	10 seconds, for momentary partial obstruction of the beam path
Delay to Fault	10 seconds, for momentary obstruction of the beam path
User features	
Integrated user interface	Alignment mode switch, alignment directional buttons and configuration switches for alarm response threshold
Alignment status indication	2 Green LEDs and 1 Yellow LED
System status indication	Normal operation – Green LED flashing every 10 seconds Alarm condition – Red LED flashing every 10 seconds Fault condition – Yellow LED flashing every 10 seconds for obscuration or every 5 seconds for contamination
Cleaning	Flat front face with enclosed optics. Cleaning the optics does not affect alignment

## Design parameters

Separation distance between Detector and Reflector	16 to 164ft (5 to 50m) 164 to 394ft (50 to 120m) with Reflective Long Range Kit
Beam path clearance	3.3ft (1m) in diameter from center line between Detector and Reflector
Lateral spacing between detectors	60ft (18.3m) maximum as per NFPA 72
Detector location	Within the ceiling jet flow (top 10% of the floor to ceiling height) unless otherwise stipulated
Detector dimensions	Width 5.12" x Height 7.13" x Depth 5.28" (W 130mm x H 181mm x D 134mm) (see diagram)
Reflector dimensions	Up to 164.0ft (50m) separation distance – 3.94" x 3.94" x 0.36" (100mm x 100mm x 9mm) Up to 393.6ft (120m) separation distance - Four reflectors 7.88" x 7.88" x 0.36" (200mm x 200mm x 9mm) in square pattern
Product weight	Detector – 1.55lbs (0.7 kg); Reflector – 0.22lbs (0.1 kg)
Multi-detector arrangement	Dynamic Beam Phasing allows for Detectors to face each other with the reflectors in the middle
Housing color	White RAL9016, UV stable

## Electrical specifications

Operating voltage	14 to 36 VDC
Operating current (constant) all operational modes	All operational modes – 5mA; Fast alignment mode – 33mA

## Field wiring

Cable gauge and type	2 core, dedicated, 24 to 14 AWG (0.5 to 1.6mm) System compatible with fireproof and non-fireproof cable meeting local installation standards
Cable entry	3 knock-out locations capable of accepting M20, ½" or ¾" glands 4 drill-out locations capable of accepting glands up to 0.82" (21mm) diameter

## Test and maintenance

Alarm test	Optical alarm test using Commissioning and Maintenance Kit accessory
------------	--

## Environmental specifications

Operating temperature: -4 to 131°F (-20 to +55°C)
Storage temperature: -40 to 185°F (-40 to +85°C)
Relative humidity (non-condensing or icing): 0 to 93%
IP rating: IP55
Housing flammability rating: UL94 V0 polycarbonate

## Optical specifications

Fault level / Rapid obscuration ( $\Delta \leq 2$ seconds): $\geq 85\%$
Maximum angular alignment of Reflective Detector: $\pm 4.5^\circ$ ( $\pm 70^\circ$ with adjustment bracket accessory)
Maximum angular misalignment of Reflective Detector: $\pm 0.5^\circ$
Maximum angular misalignment of Reflector: $\pm 5^\circ$

All figures are quoted for 77°F (25°C)

## Ordering information

Part number	Description
6010-300	Fireray One – 164ft (50m) detection range
1010-000	Reflective Long Range Kit – 394ft (120m) detection range

## Accessories

1150-000	Commissioning and Maintenance Kit
1170-000	Reflective Detector adjustment bracket
1100-000	The Fireray One Protective cage
1040-000	Single Reflector Adjustment Bracket
1050-000	4 Reflector Adjustment Bracket
1030-000	Reflector wall bracket - white
1031-000	Reflector wall bracket - black
1060-000	Fireray One Anti-condensation heater
1090-000	Reflector Anti-condensation heater
1260-000	Fireray One Back Box
5000-012	Double Gang Electrical Box Cover Plate

## Accessories




Reflector Wall Bracket - Black  
PN 1031-000



Fireray One Back Box  
PN 1260-000



Protective Cage PN 1100-000



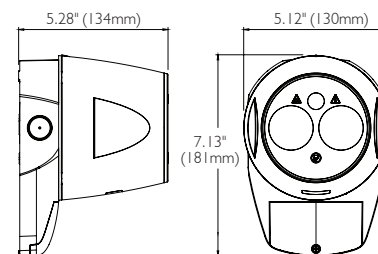
Single Reflector Adjustment  
Bracket PN 1040-000



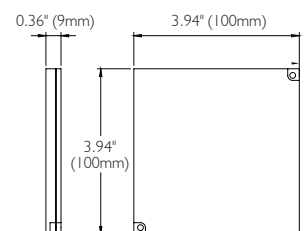
Long Range Kit PN 1010-000

## Dimensions

### Fireray One



### Reflector



## Approvals



Patents:  
Light Cancellation Technology™ Patent No. GB2513366  
Dynamic Beam Phasing Patent pending  
Auto-Alignment™ Patent pending  
\*When mounted according to manufactures guidelines.



w: [www.ffeuk.com](http://www.ffeuk.com)

t: +1 859 957 1570

FFE Limited, 1455 Jamike Ave., Ste 200, Erlanger, KY 41018-3147, USA



**NATURSONNE**  
[www.natursonne.com.ar](http://www.natursonne.com.ar)

Pacheco 2060, CABA,  
Buenos Aires, Argentina  
Teléfono +54 11 4524-2655